


Instructions for submitting the account number

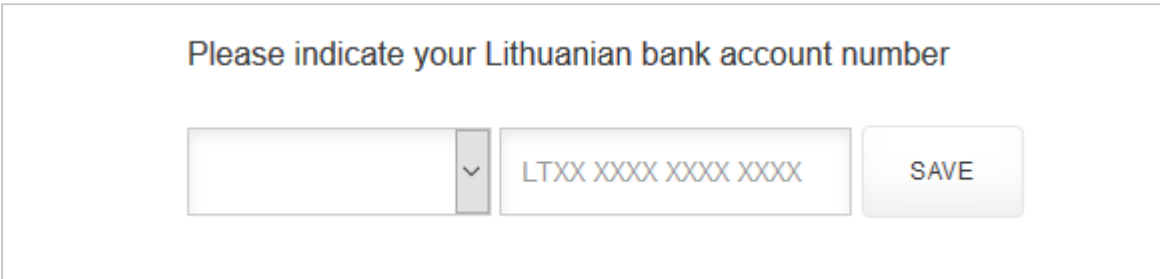
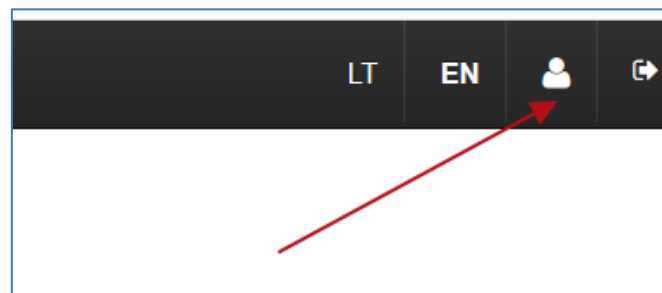
Login address: <https://studentas.vdu.lt/login.php?lang=EN>

1. Log in with your login and password



The screenshot shows the 'Student portal' login page. On the left is the university's seal. To its right, the text reads 'VYTAUTAS MAGNUS UNIVERSITY' and 'M C M X X I I'. On the right side, there are two input fields: 'Username' and 'Password'. Below these is a dark 'Log in' button. At the bottom right, there is a link that says 'Can't login? [Support!](#)'.

2. Enter your personal bank account number (open your personal profile, enter the account number and save):



The screenshot shows a form with the heading 'Please indicate your Lithuanian bank account number'. Below the heading is a dropdown menu with a downward arrow, followed by a text input field containing the placeholder 'LTXX XXXX XXXX XXXX'. To the right of the input field is a 'SAVE' button.